



7 Tips to Make your Model Look Good.

Also can be used with family and friends.

Tip 1 : Standing (for Women)



Tip 2 : Standing (for Men)



Tip 3 : Neck/Chins



Tip 4 : Do Something



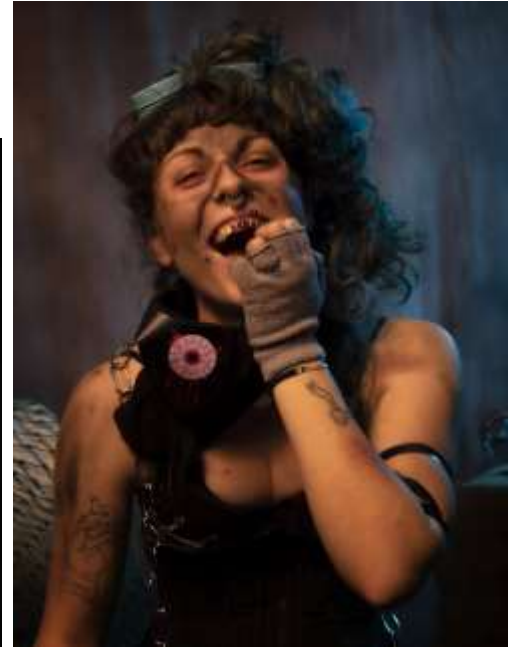
Tip 5 : Close to camera



Tip 6 : Hands



Tip 7 : Have Fun





5 “Do’s and Don’t’s” when photographing a Model

Do's



1. Positive Feed back

Enthuse

- Fantastic.
- Really good.
- This look's great.

- No Negativity.-

“Don't like that” . “That's not going to work out”.

Vocalising frustration discourages the Model.

Do's

2. Show model photo's on back of your camera.


- Motivates- Makes them want to do better
- Show them they are doing a good job.



Do's



3. Play Music it lifts the mood.
 - Their Music NOT yours



Do's

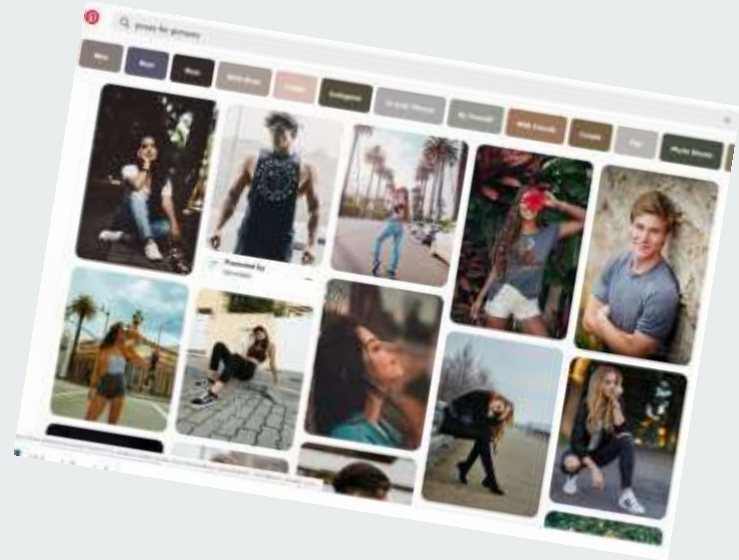


4. Direct *more* and Pose *less*.

Do's

5. Have ideas and photos on your Mobile phone.

- They can see what you are looking for.
- Poses/Moods/Shapes etc
- Pinterest.



Dont's


1. DO NOT TOUCH THE MODEL.



Don't's

2. *Don't assume the model can read your mind.*

- Communicate you vision before shoot.
- Clothes ,shoes,makeup etc



Don't's

3. *Don't put model in harms way.*

- Ask?
- Street, Beach Rocks, Hanging from something?



Don't's



4. *Don't be so serious.*

- *Photographers can get too focused on the technicalities.*
- *Mood sets the the tone for the shoot.*

Dont's



5. Be Careful of Terminology you use.

- *Be respectful.*
- *Be professional.*